

# RACIAL EQUITY REPORT CARD

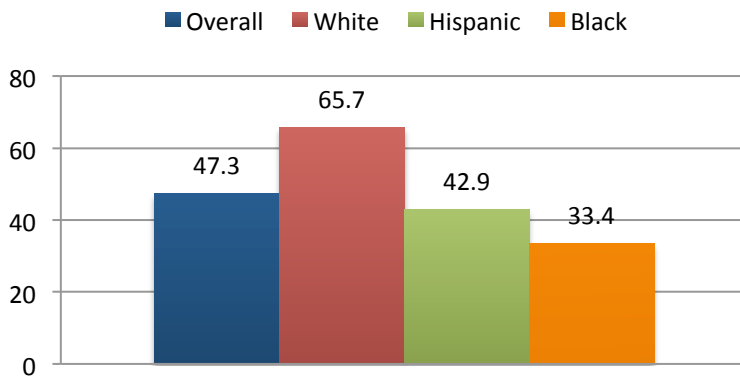
PRODUCED BY YOUTH JUSTICE PROJECT

## Clinton City Schools

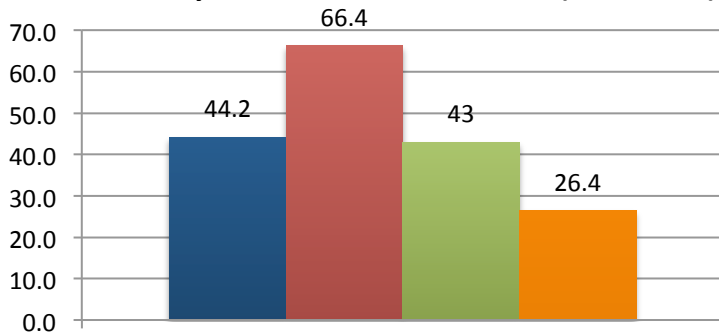


### ACADEMIC ACHIEVEMENT

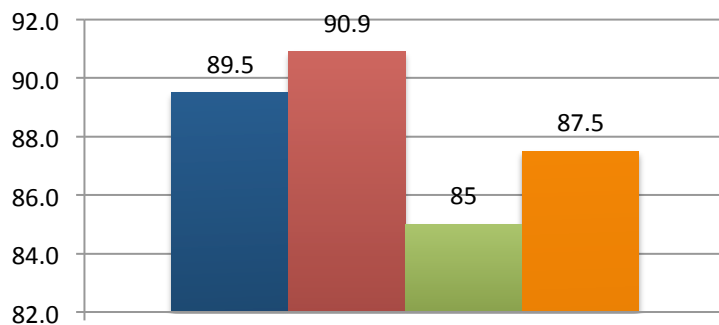
**% of Students Grade 3-8 "College and Career Ready" on End-of-Grade Exams (2014-2015)**



**% of High School Students "College and Career Ready" on End-of-Course Exams (2014-2015)**

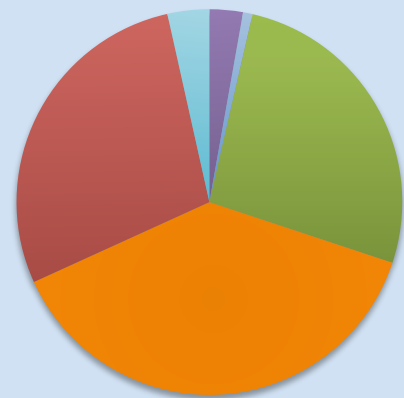


**% of Students Who Graduate High School Within 4 Years of Entering (2014-2015)**



### School District Demographics

2015-2016



- American Indian (2.8%)
- Asian (.8%)
- Hispanic (26.5%)
- Black (38.1%)
- White (28.3%)
- Multi-Racial (3.5%)
- Pacific Islander (0%)

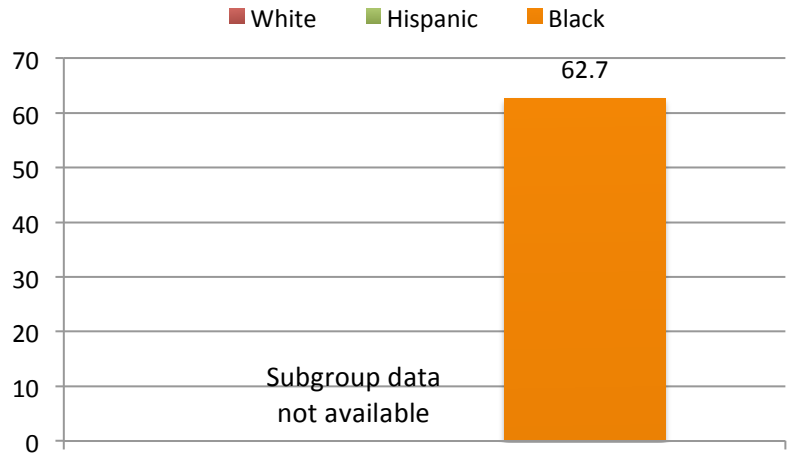
Total District Population:  
**3,046**

## SCHOOL DISCIPLINE

### 2014-2015 DISTRICT OVERVIEW

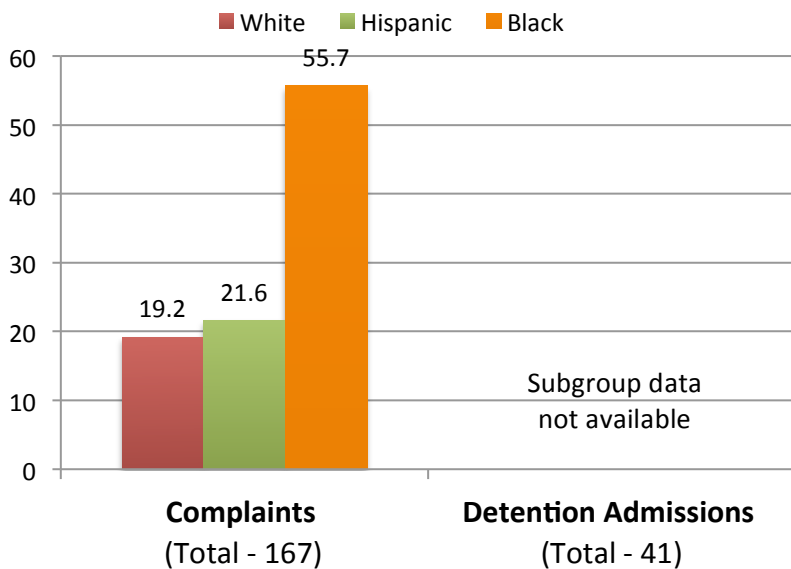
In-School Suspensions	738
Short-Term Suspensions (STS) (1-10 school days)	474
High School STS Rate (Per 100 Students)	13.75
Alternative Learning Program Placements	23
Long-Term Suspensions (more than 10 days)	0
Expulsions (indefinite)	0

### % of Short-Term Suspensions (2014-2015)



## COURT INVOLVEMENT

### % of Juvenile Court Complaints and Detention Admissions in County (CY 2015)\*



\*This only includes juveniles who are under 16 years old. Data on arrests and detention for youth who are 16 and older is not available since North Carolina automatically sends these youth to the adult court system.

### ABOUT THE REPORT CARDS

The **Racial Equity Report Cards** use publically available data to provide a snapshot of the racial disparities that exist in a community's public education and juvenile justice systems.

While not exhaustive, the information in the Report Cards is intended to help communities identify racial disparities in their youth-serving institutions so they can begin to determine the causes and develop solutions that address racial inequity.

### Want to see how your community compares?

To compare your community with other districts and counties, view data sources, and access racial equity resources, visit [youthjusticenc.org/learn/racial-equity-report-cards/](http://youthjusticenc.org/learn/racial-equity-report-cards/).

**Youth Justice Project** of the Southern Coalition for Social Justice works to ensure equity, fairness, and justice for youth in high-quality education, juvenile, and criminal systems.

For more information, visit us at [youthjusticenc.org](http://youthjusticenc.org).